



Bio-Well

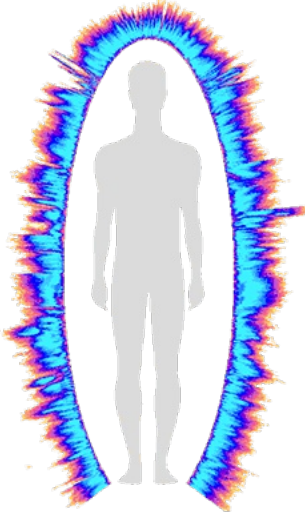
Analysis of a Personal Energetic Homeostasis by Measuring Energy Field

varsha patel

2018-06-13

About Bio-Well

Bio-Well GDV Camera is a revolutionary, non-intrusive way to measure human energy field using a specialized camera and software system.



Bio-Well has been developed by the team of Dr. Konstantin Korotkov and brings the powerful technology known as Gas Discharge Visualization (GDV) technique to market in a more accessible way than ever before and developed together with US partners. The product consists of a desktop camera and accompanying software, which allows a user to quickly and easily conduct human energy scans. When a scan is conducted, a weak electrical current is applied to the fingertips for less than a millisecond. The object's response to this stimulus is the formation of a variation of an "electron cloud" composed of light energy photons. The electronic "glow" of this discharge, which is invisible to the human eye, is captured by the camera system and then translated and transmitted back in graphical representations to show energy, stress and vitality evaluations. Each scan returns a wealth of meaningful information to provide you with a truly holistic view of the state of your wellbeing.

The image, which we create in Bio-Well instrument, is based on ideas of Traditional Chinese Medicine and verified by 20 years of clinical experience by hundreds of medical doctors with many thousands of patients. The scanning process is quick, easy and non-intrusive. Get real time feedback on what factors - positive and negative - affect your energy state. View each scan in a variety of interesting ways with up to 7 result display options. With the BioWell Sputnik and Water Electrode, measure environment, human emotions and water energies!

Bio-Well presents analysis of the Energy Field and allows to see its day-to-day transformation and the influence of different treatments, situations and stimulus to the Energy Field and hence, to the condition of a person. Friendly software makes data processing simple and convenient for non-experienced users. With Bio-Well you do not need to be a scientist to make full-scale scientific research! Bio-Well is being used by thousands of doctors, practitioners and researchers worldwide. Bio-Well does not measure the anatomical structure of the body, but records functional condition of organs and systems at the moment of measurement.

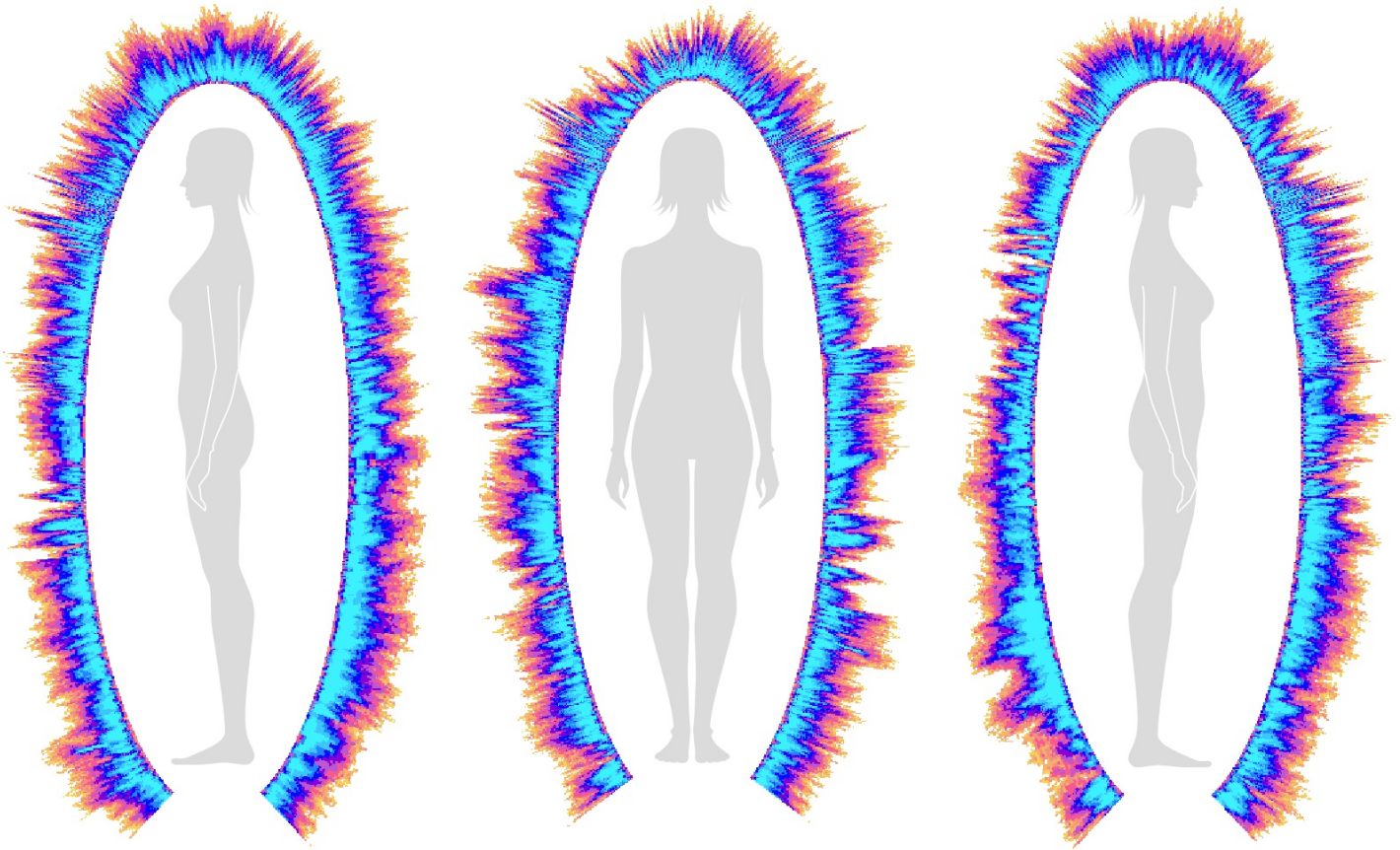
Bio-Well analysis has the following outcomes:

- Allows to define organs and systems of the body which need attention.
- Follow up response of the body to different influences (treatments, emotions, mobile phone, etc).
- Provides information on psycho-emotional state and level of stress (anxiety).
- Allows easily measure response of the body to different medications, supplements and food.

Bio-Well GDV Cameras are presented in 63 countries. To get more information go to www.bio-well.com.

Bio-Well is not a medical instrument, it is not designed for medical diagnostic. In case of health concerns, please, consult your doctor.

Energy Field

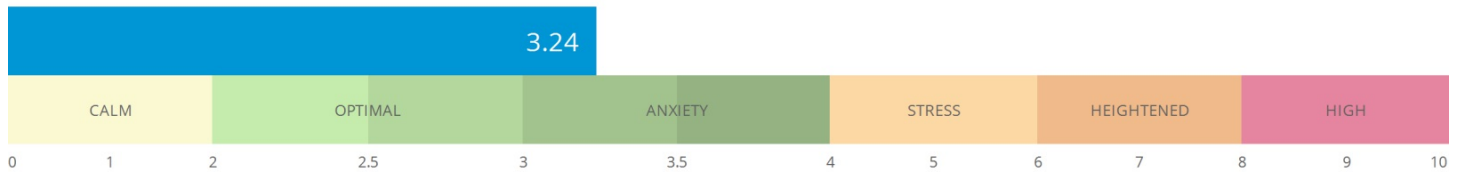


Energy 56 Joules ($\times 10^{-2}$) Balance 96%

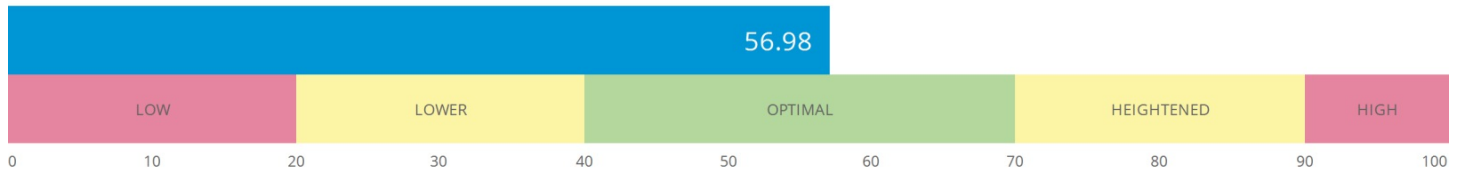
Human Energy Field - is the most sensitive reflection of the physical, emotional and, in some cases, spiritual condition of a person.

Analysis

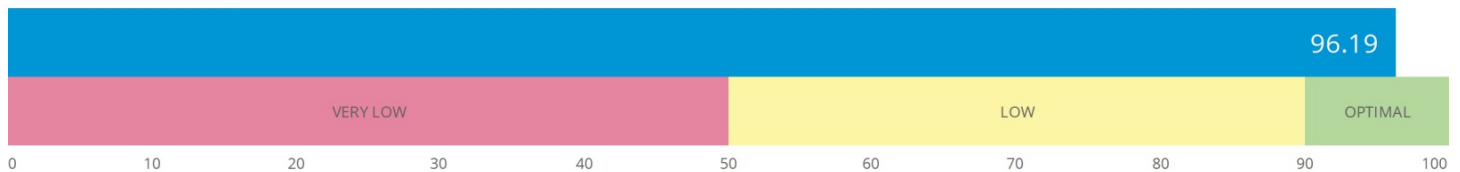
EMOTIONAL PRESSURE: Anxiety



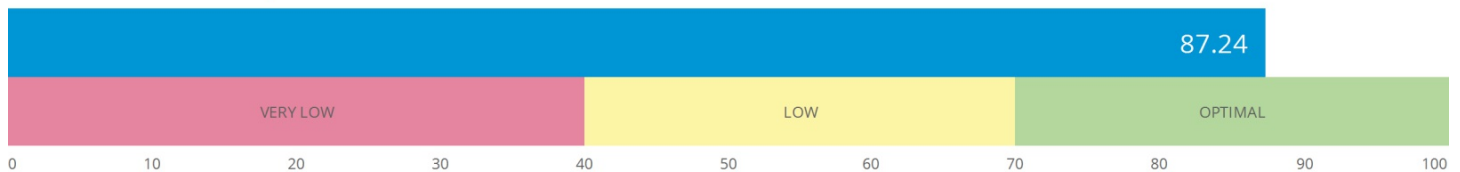
ENERGY: Optimal



L/R SYMMETRY: Optimal



ORGANS BALANCE: Optimal



Energy

Demonstrate the level of energy for the particular person both in Joules and in %% related to the Database of apparently healthy people, measured from 0 to 100 Joules ($\times 10^{-2}$).

- **0 - 20 Joules ($\times 10^{-2}$)** - low energy (may be related to energy deficiency, as well as to meditative state)
- **20 - 40 Joules ($\times 10^{-2}$)** - decreased energy
- **40 - 70 Joules ($\times 10^{-2}$)** - typical energy
- **70 - 90 Joules ($\times 10^{-2}$)** - heightened energy - characteristic of people with high level of energy
- **90 - 100 Joules ($\times 10^{-2}$)** - high energy - typical for athletes, top managers, at the same time may be an indication of inflammation.

Balance

- **0 - 50%** - very low balance - indication of serious mis-functioning
- **50% - 90%** - low balance - indication of functional disorder
- **90% - 100%** - typical balance

Emotional Pressure

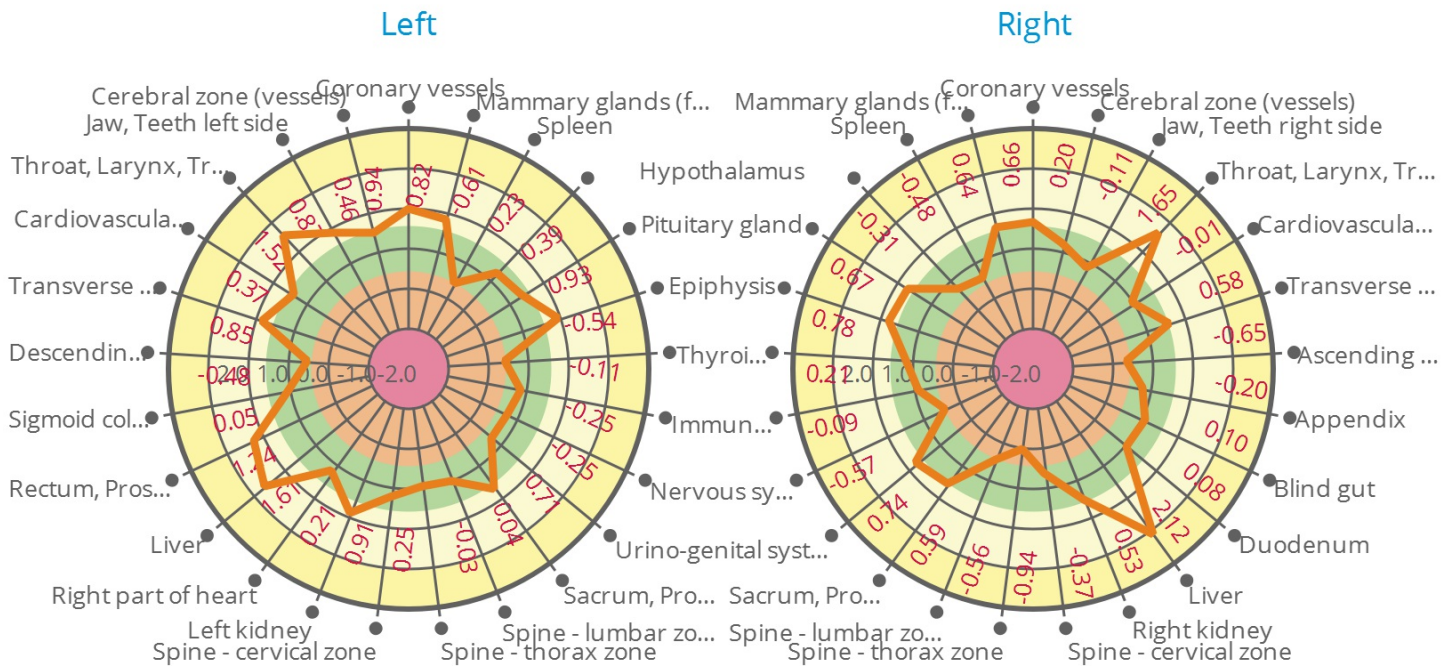
- **0 - 2** - very calm, relaxed people that may be due to several factors: deep meditation, complete inner peace; the effects of psychedelics; deep sleep in the peaceful phase; at the same time it may be the case of chronic depression or in some cases inflammation, severe disease; we'll discuss this in the next part of the book.
- **2 - 3** - normal calm quiescent state.
- **3 - 4** - the state of anxiety. The state of permanent anxiety without relaxations may be the reason for serious problems.
- **4 - 6** - the excited stress state characteristic of active work, excitement, intense activity. This state is typical in high-level managers, militaries and people with responsible jobs. It may be related as well to the high anxiety level.



- **6 - 8** - at least four possible situations:
 - The reaction to a previous stressful situation (an unpleasant conversation, illness, failure in the training process, driving in stressful conditions, etc.). In this case, it is necessary to calm the patient and repeat the measurement after half an hour.
 - Increased nervousness, accumulated over long periods of time stress, emotional stress, autonomic dysfunction.
 - People with a special type of mentality that can quickly switch from a state of extreme excitement, nervousness, in the quiescent state.
 - The state of overtraining, fatigue, risk of injury.
 - Athletes in the moment of competition, actors at the performance, students at exams, etc.
 - Children in a state of nervous excitement.
- **8 - 10** - a very high level of stress, the peak of emotional excitement. If a patient with activation level 8-10 appears calm, this could indicate a dangerous situation: the person is on the verge of a nervous breakdown, so be aware and exercise caution.

Health status

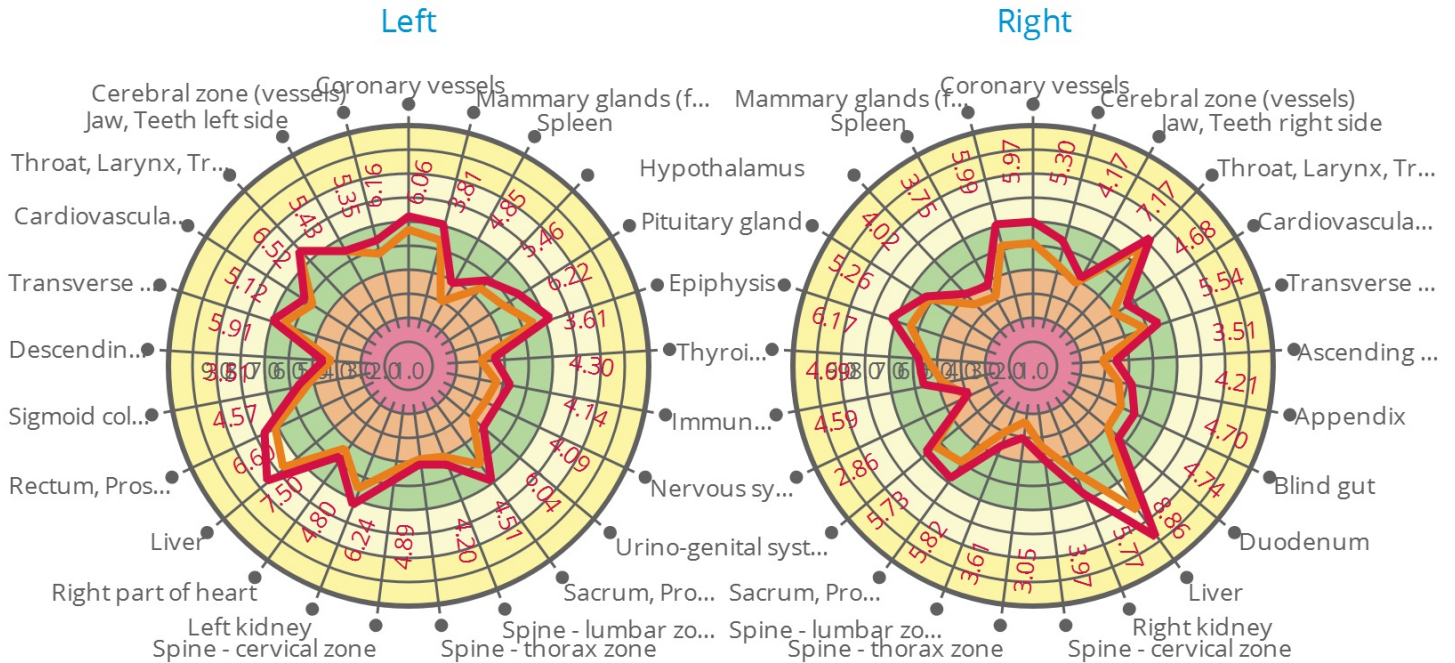
Reflects energy re-distribution for different organs and systems



The Health Status is designed for analysis the functional state of the human body, by calculating the integral parameters of energy distribution in the body and in organs and for their comparison with reference parameters of a practically healthy person calculated in according with the database.

The optimal energy level corresponds to the green zone in the middle. The inner circle is the area of energy deficiency (hypo-energy state). The outer ring is the area of energy excess (hyper-energy state).

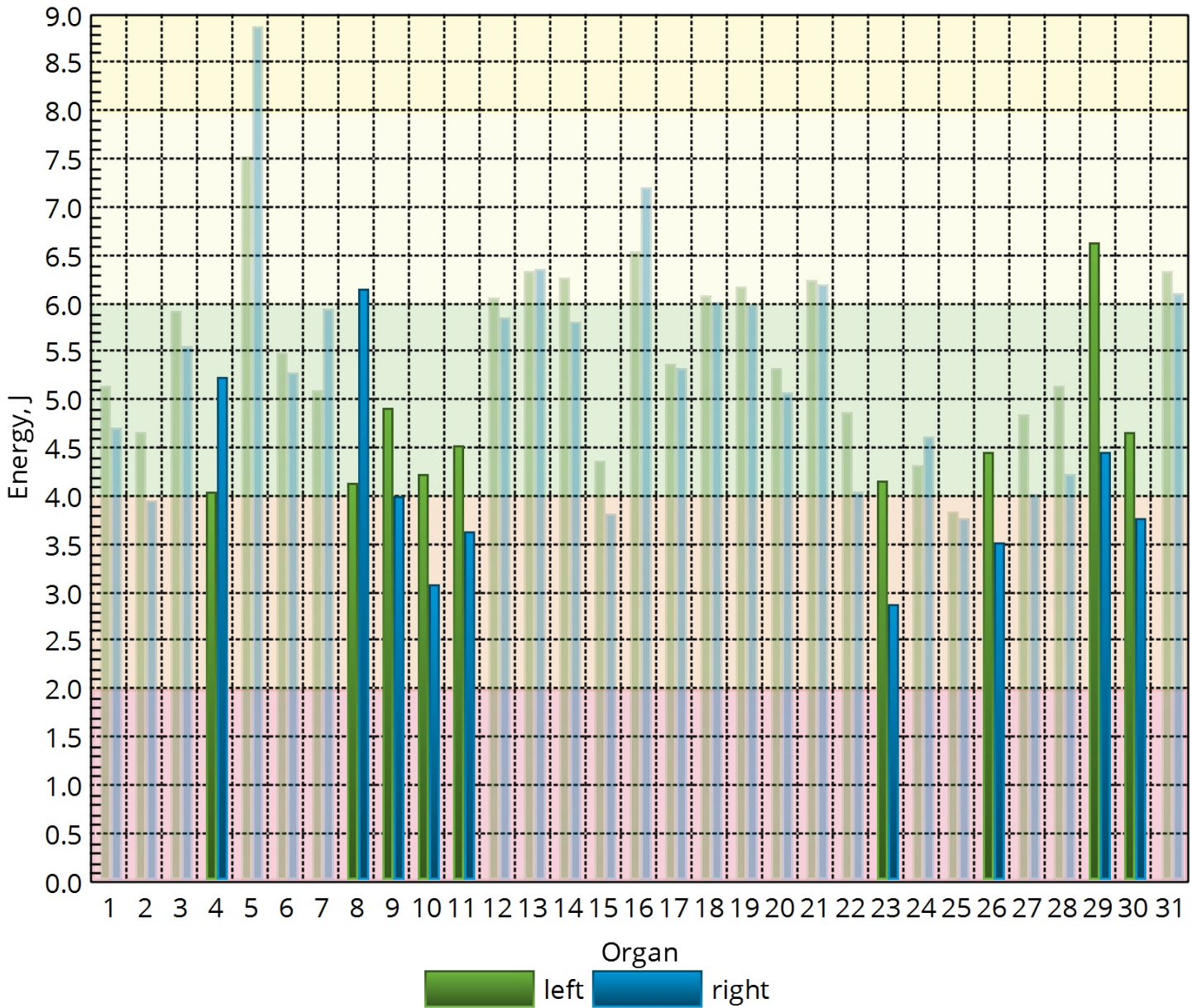
Energy Reserve 100%



The Energy Reserve is designed for analysis of the functional state of the human body, by calculating the Energy parameter of the particular organ. Represents energy reserve of different cells of the body. Comparison with the Health Status demonstrates the level of energy kept in the cells comparing with energy being used at the moment. It is beneficial when the Energy Reserve outline is wider/larger than the Health Status outline (applicable only with the appropriate calibration).

- Energy Reserve < 20% - low level
- Energy Reserve from 20% to 60% - optimal level
- Energy Reserve > 60% - high level

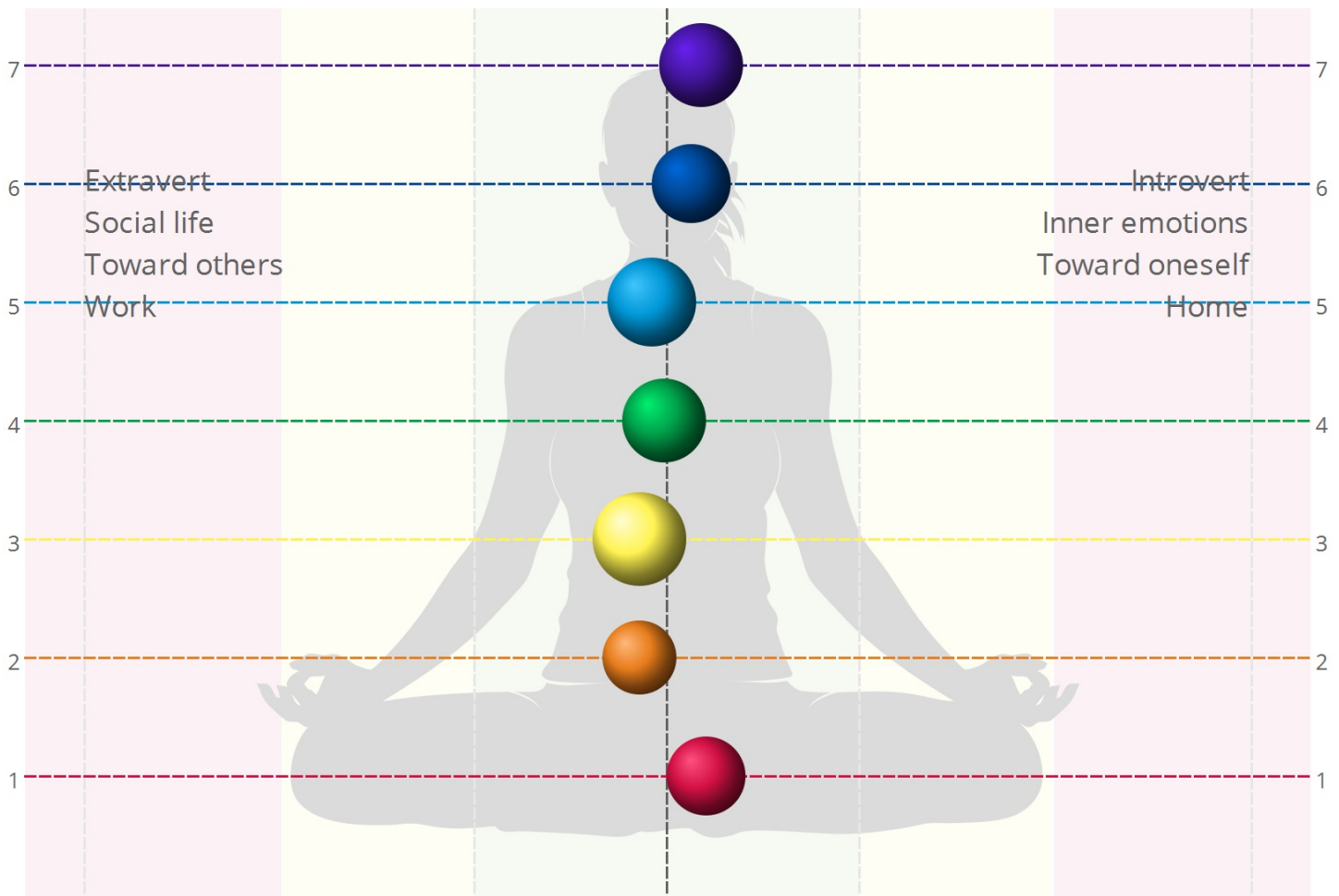
Energy balance



1. Cardiovascular system
2. Heart
3. Colon - transverse
4. Pancreas, Spleen
5. Liver
6. Pituitary gland
7. Thyroid gland
8. Adrenals
9. Spine - cervical zone
10. Spine - thorax zone
11. Spine - lumbar zone
12. Sacrum
13. Coccyx, Pelvis minor zone
14. Kidneys
15. Ears, nose, maxillary sinus
16. Throat, larynx, trachea
17. Cerebral zone (vessels)
18. Mammary glands (for women), Respiratory system
19. Coronary vessels
20. Thorax zone
21. Epiphysis
22. Hypothalamus
23. Nervous system
24. Immune system
25. Spleen, Pancreas
26. Right eye
27. Left eye
28. Jaw, Teeth
29. Cerebral zone (cortex)
30. Eyes
31. Prostate (for men)

Highlighted bars correspond to significant difference between energy of the particular system or organ on the left and right hands.

Chakras



Alignment 95% Index 83%

According to Eastern metaphysical theories and principles of Ayurvedic Indian medicine, there are seven "Chakras" or integrated energy centers that are considered to affect physical, mental, emotional, and spiritual well-being. In the Bio-Well programs Chakras reflect emotional state of a person. Chakras are related to energy flow internally and externally. They are not stable and may change every other minute. Stability of Chakras is indication of emotional balance of a person. Ideal balance of Chakras may be seen for people involved in daily meditation and mental training.

Shift Chakras to the right (when we look to the picture) is related to the inner emotional reactions of a person.

Shift Chakras to the left (when we look to the picture) is related to the response to environmental situation (other people, electromagnetic fields, weather, etc).

Chakras

Psychosomatic approach. Connection of functional state of organs with psychological state.

Energy centers (or Chakras) are calculated according to the organs and systems situated in different parts of the body.

Size of the center – medium level of energy of organs and systems that correspond to this center.

Balance of the center (Left/right orientation) – is the difference between the energies of the corresponding to the specific center organs and systems on the left and right hands.

Grey corridor on the graph – norm. Left side from the center of the image – social life, extroversion. Right side – private life, introversion.

Chakra 1 - Red – self-confidence, sexual power. Extreme right – shy and not self-confident person. Extreme left – too self-confident person, searching for proofs of his/her superiority.

Chakra 2 - Orange – material work, job or home. Extreme right – don't want to go out of home, evading problems on work. Extreme left – don't want to return home from work, evading house problems.

Chakra 3 - Yellow – willingness to solve problems (personal or other's). Extreme right – not eager to help others, concentrated on personal problems. Extreme left – eager to help anyone just not to work on personal problems.

Chakra 4 - Green – love, sympathy, empathy. Extreme right – egoist. Extreme left – altruist.


Chakra 5 - Light blue – non-material work (art, painting, poems composition), verbal communication. Extreme right – non-communicative person, not sharing his/her art with others. Extreme left – non-stop talking, show-off person.

Chakra 6 - Blue – approach to solving tasks and search of information. Extreme right – thinks that there is only one right opinion – own, all others are not. Extreme left – doesn't have own opinion, always ask for help in any situation.

Chakra 7 - Magenta – relations with God, fanatic or atheist. Extreme right – thinks that he/she can do anything and there will be no consequences. Extreme left – waits when God will solve his/her problems.

	<p>Number of chakra: 1 Name of chakra: Muladhara Energy: 4.9 Joules ($\times 10^{-2}$) Alignment: 93% Index: 76%</p> <p>Color: red Projection onto physical level: Spine ending between anus and genitals, perineum area Key words: vital force, power, stamina Element: Earth Energy: energy of Earth Controlled organ of feelings: sense of smell Psychological aspects: safety, prudence, patience, vigilance, selfishness, self-defense, struggle Physical aspects: adrenal gland, skeleton, backbone, spinal cord, kidney, rectum Functional manifestations: movement functions, endurance, vital capacity, inner strength, love of living via body fitness An effect from working with chakra: strengthening of the immunity, cheerfulness, endurance, decisiveness, optimism, regaining the zest for life</p>
	<p>Number of chakra: 2 Name of chakra: Svadhithana Energy: 4.5 Joules ($\times 10^{-2}$) Alignment: 95% Index: 71%</p> <p>Color: orange Projection onto physical level: 4-6 cm below the navel, at pubic bone level Key words: attractiveness, material creativity Element: Water Energy: energy of life Controlled organ of feelings: taste Psychological aspects: passion, self-appraisal, fear, authority, aggressiveness, contempt, egoism, thrift Physical aspects: digestive apparatus, bowels, urogenital system Functional manifestations: sexual power, will of destruction, high sensitivity of taste An effect from working with chakra: spiritual growth, an ability to transform greediness, lust, anger, jealousy, enables to be a success</p>
	<p>Number of chakra: 3 Name of chakra: Manipura Energy: 6.1 Joules ($\times 10^{-2}$) Alignment: 94% Index: 97%</p> <p>Color: yellow Projection onto physical level: 5-7 cm above the navel, solar plexus Key words: will, persistence, power, resolution Element: Fire Energy: morality Controlled organ of feelings: vision Psychological aspects: self-expression, self-affirmation, courage, emotionality, enthusiasm, guile, fear Physical aspects: stomach, pancreas, excretory glands, liver, solar plexus Functional manifestations: coordination of movements, one's own body perception, the drive to achieve self-satisfaction An effect from working with chakra: enhancement of viability and healing of many diseases, acquisition of longevity and good health, development of management and organizing capabilities, improvement of speech control and an ability to clearly formulate one's ideas, to exert one's influence on people with words</p>
	<p>Number of chakra: 4 Name of chakra: Anahata</p>

	<p>Energy: 5.1 Joules ($\times 10^{-2}$) Alignment: 99% Index: 83%</p> <p>Color: green Projection onto physical level: thorax centre Key words: love, kindness, compassion, harmony Element: Air Energy: love Controlled organ of feelings: tactile organs Psychological aspects: obligation, responsibility, empathy, love for one's neighbour, indecision Physical aspects: cardiovascular system, circulation of the blood, lungs, thyroid gland, mammary glands Functional manifestations: love to oneself and others, tactile sensitivity through the motor activity of nerves, capability to obtain the desirable An effect from working with chakra: feelings and emotions control, self-control, wisdom and inner strength, overcoming obstacles and difficulties, acquiring confidence, an ability to harmonize the surroundings, acquiring power over one's self, equipoising of Yang and Yin, harmonization of the intention and action, development of creative inspiration</p>
	<p>Number of chakra: 5 Name of chakra: Vishuddha Energy: 5.6 Joules ($\times 10^{-2}$) Alignment: 96% Index: 89%</p> <p>Color: azure Projection onto physical level: base of neck, thymus Key words: creativity, harmony, composure, self-actualization Element: Ether Energy: creativity Controlled organ of feelings: hearing Psychological aspects: emotion, inspiration, creation, sociability, emotional-spiritual activity Physical aspects: spinal cord, throat, neck, oesophagus, heart, lungs Functional manifestations: breathing, sigh and utterance of sound, swallowing, represents creativity of all kinds, the last zone related to time and space An effect from working with chakra: calmness, purity, clearness, melodiousness of voice, an ability to spiritual poetry, prophetic gift</p>
	<p>Number of chakra: 6 Name of chakra: Ajna Energy: 5.0 Joules ($\times 10^{-2}$) Alignment: 96% Index: 79%</p> <p>Color: blue Projection onto physical level: the centre of brain, epiphysis Key words: wisdom, will Element: Light Energy: mind, intuition Controlled feeling: intuition Controlled organ of feelings: Psychological aspects: reason, will, intellect, logic, empathy, inspiration, directivity, analysis, imagination Physical aspects: brain, hypophysis, hypothalamus, head, nervous system Functional manifestations: ability to create visions (creative imagination) and to understand the significance (responsibility) of one's abilities, understanding of concepts, clairvoyance, responsible for the sixths feeling (instinct) An effect from working with chakra: understanding the essence of things, wisdom, will, clairvoyance, an ability to know the past, present and future, the burden of previous lives is burnt during the work with the sixth</p>

	chakra
	<p> Number of chakra: 7 Name of chakra: Sahasrara Energy: 5.4 Joules ($\times 10^{-2}$) Alignment: 94% Index: 85% </p> <p> Color: violet Projection onto physical level: top of the head, vertex Key words: cosmic perception, super consciousness, unity Element: Light Energy: will, consciousness, creativity Controlled feeling: collective mind Controlled organ of feelings: Psychological aspects: spirituality, wisdom, enlightenment, self-actualization, unselfishness, integrity Physical aspects: brain, pineal gland, skin, reproduction, hormone balance Functional manifestations: superior abstract and philosophical thinking, super-consciousness, pure intuition, unites the notion of reason (geometrical figures of mental body), transformation of thought into energy via brain activation An effect from working with chakra: acquisition of abilities to super-consciousness, an all-uniting vision of the world, putting into practice one higher aspirations, complete calm, universal consciousness, joining our spiritual self, realization of the superior plenitude of life </p>

Yin - Yang meridians

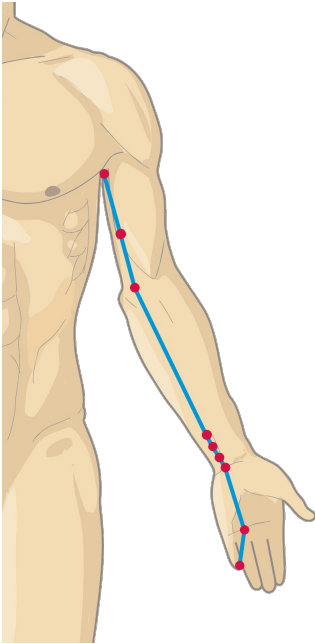
Optimal Energy 4-6 J ($\times 10^{-2}$)

Yin meridians (energy flowing up)

Yin of Heart

Level of energy: Normal

Energy 4.28 Joules ($\times 10^{-2}$)



Element: Fire

Control:

- Cardiovascular system
- Cerebral cortex
- Hypothalamus and hypophysis
- Vegetative organs
- Perspiration, smell perception
- Max – 11-13 h; min – 23-1 h

It rules: blood, tongue, throat, sweat, facial complexion, adrenals, thyroid, prostate and pituitary gland. It opens into the tongue and controls speech. The Heart Meridian is associated with warmth, laughter and enthusiasm.

Physical Imbalances: shortness of breath, cold feeling in the chest and limbs, palpitations, cold sweat, inability to speak, memory failure and restless sleep.

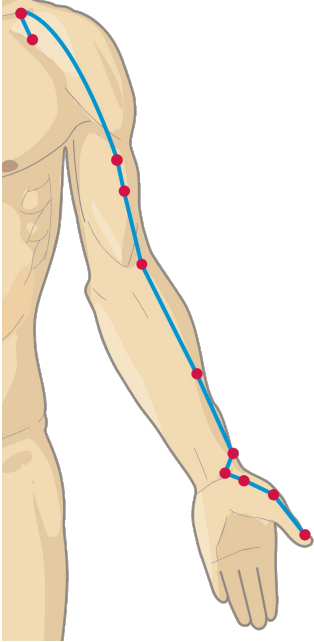
Emotional Imbalances: The heart is the ruler of all emotions. Signs of imbalance include sadness, absence of laughter, depression, fear, anxiety, hysteria, erratic behavior, alternating joy and melancholy, dullness, yearning for love, jealousy and sorrow.

When balanced: Tranquility, gentleness, emotional balance, spirit, love, integrity, optimism, emotional and spiritual growth, zest for life, control of thoughts and senses, conscience and wisdom.

Yin of Lungs

Level of energy: High

Energy 6.02 Joules ($\times 10^{-2}$)



Element: Metal

Control:

- Circulation of liquids and energy
- Remove endogenous toxins and excess of mucus via lungs and skin
- Control of skin and hair state
- Partial control of parasympathetic nervous system
- Max – 3-5 h; min – 15-17 h

Physical Imbalances: Disorders of the chest, lung, throat and nose

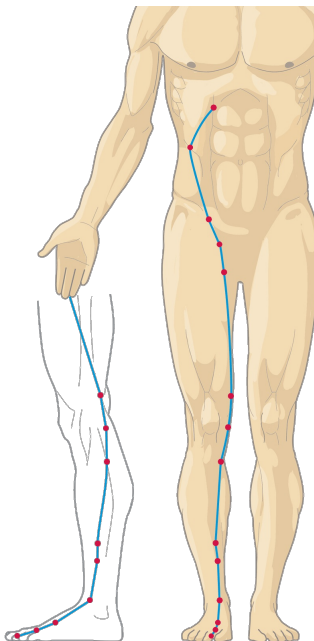
Emotional Imbalances: The Lungs are responsible for establishing the foundation of Qi for the entire body. The Lungs house the body's Seven Emotions and are responsible for self-protection and self-preservation. Their negative attributes are disappointment, sadness, grief, despair, anxiety, shame and sorrow.

When Balanced: Righteousness, dignity, integrity and high self-esteem

Yin of Liver

Level of energy: High

Energy 8.18 Joules ($\times 10^{-2}$)



Element: Wood

Control:

- Metabolism and regeneration
- Keep body energy in balance
- Regulate blood flow in compliance with physiological activity
- State of tendon and ligaments of joint
- Partial control of eyes and subcortical parts of brain
- Max – 1-3 h; min – 13-15 h

Physical Imbalances: Liver function is reflected externally in the condition of finger- and toenails and by the eyes and vision. Blurry vision is often a result of liver malfunction rather than an eye problem.

Emotional Imbalances: The liver governs growth and development, drive and desires, ambitions and creativity. Obstruction of liver energy can cause intense feelings of frustration, rage, and anger... as well as irritability, resentment, jealousy and depression.

When Balanced: Kindness, compassion, and generosity.

Yin of Spleen

Level of energy: Normal

Energy 4.61 Joules ($\times 10^{-2}$)

Element: Earth

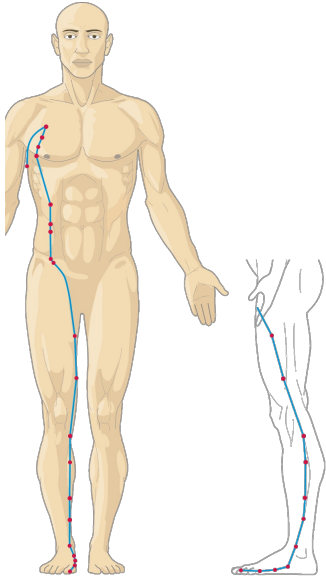
Control:

- Digestion and intestinal uptake of nutrients
- Distribution of energy (taken from food)
- Transportation of liquids
- Blood and muscles state
- Anabolic hormones
- Max – 9-11 h; min – 21-23 h

Physical Imbalances: Digestive and stomach problems.

Emotional Imbalances: Worry, poor concentration, forgetful-ness, cloudy thought process, addiction, attachment, obsession, gluttony, jealousy, self-pity, strong concern about opinions of others, stubbornness, low self-esteem, poor self image.

When Balanced: Fairness, openness, deep thinking and reminiscence, self esteem



Yin of Kidneys

Level of energy: High

Energy 6.01 Joules ($\times 10^{-2}$)

Element: Water

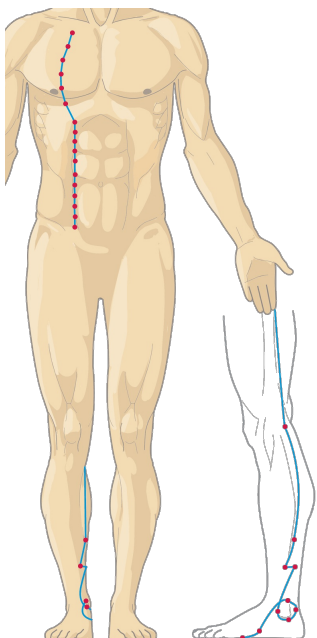
Control:

- Urogenital functions
- State of bones and nerve tissue
- Reproductive functions
- It is considered, that left meridian mainly corresponded to urogenital system and right – to genital and hormone systems
- Max – 17-19 h; min – 5-7 h

Physical Imbalances: Chest pain, asthma, abdominal pain, irregular menstruation, impotence, hernia

Emotional Imbalances: Hysteria, paranoia, depression, fear, loneliness and insecurity

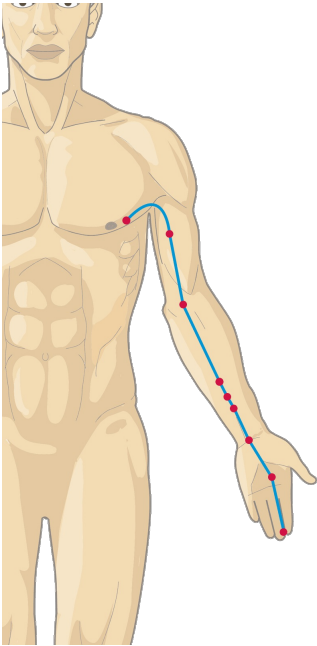
When Balanced: Wisdom, rationality, clear perception, gentleness and self-understanding.



Yin of Pericardium

Level of energy: Normal

Energy 4.90 Joules ($\times 10^{-2}$)



Element: Fire

Control:

- Regulatory influence to cardiovascular system
- Anabolic processes
- State of vessels
- Max – 19-21 h; min – 7-9 h

Physical Imbalances: Disorders of the heart, chest, stomach and mind

Emotional Imbalances: Difficulty feeling and expressing emotions, depression, aversions, and phobias

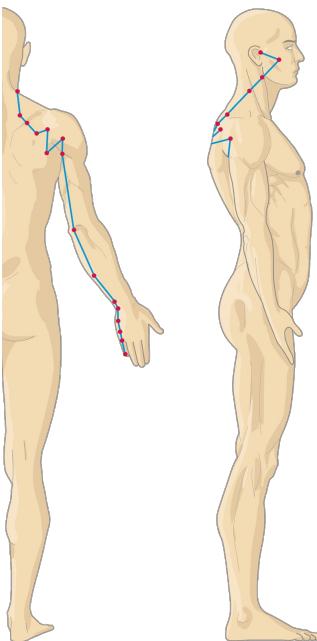
When Balanced: Joy, happiness and healthy relationships

Yang meridians (energy flowing down)

Yang of Small intestine

Level of energy: Normal

Energy 4.24 Joules ($\times 10^{-2}$)



Element: Fire

Control:

- Digestion in duodenum and thin bowel
- Intestinal absorption of water in bowel
- Functions of sympathetic system
- Max – 13-15 h; min – 1-3 h

Physical Imbalances: Signs include bluish lips with white border, emaciation, profuse sweating, swellings of nodules, hemicrania, tinnitus, pain around the ear, and pain depressing the abdomen.

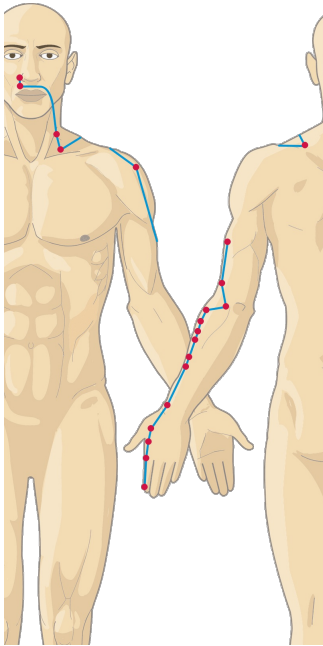
Emotional Imbalances: A feeling of mental deficiency due to inability to assimilate ideas, and insecurity. Forgetfulness, indecision, unclear thought process. Restlessness and difficulty in expressing emotions.

When Balanced: Healthy expressions are love, joy, warmth, vitality, excitement, memory, ability in making decisions, clarity of thought.

Yang of Large intestine

Level of energy: Normal

Energy 4.86 Joules ($\times 10^{-2}$)



Element: Metal

Control:

- Ensure elimination of food wastes, endotoxins and excess of mucus via thick bowel
- Take part in urogenital system work
- Max – 5-7 h; min – 17-19 h

Physical Imbalances: Paired with the lungs, the large intestine depends on the lungs for movement via the expansion and contraction of the diaphragm, which works like a pump to give impetus to peristalsis by regulating abdominal pressure. Symptoms of abdominal pain, intestinal cramping, diarrhea, constipation and dysentery as well as disorders of the mouth, teeth, nose and throat.

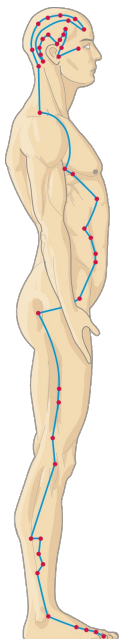
Emotional Imbalances: The Large Intestine meridian is affected by the emotions of sadness, grief, and worry.

An energetic imbalance in the Large Intestine can result in physical weakness and provoke emotional introversion, accompanied by feelings of depression, irritability, discouragement, distress and apathy and low self-esteem

Yang of Gallbladder

Level of energy: High

Energy 6.02 Joules ($\times 10^{-2}$)



Element: Wood

Control:

- Functions of cholecyst
- Partial control of subcortical parts of brain
- Max – 23-1 h; min – 11-13 h

Physical Imbalances: insomnia - waking up suddenly, very early in the morning and not being able to fall asleep again, tendons, tears, nails, eye diseases, glaucoma, and night blindness, stiff neck, ringing in the ears, dizziness

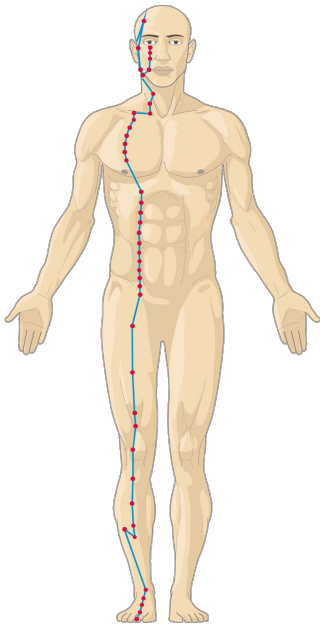
Emotional Imbalances: timidity, indecision, easily discouraged... and resentment.

When Balanced: courage and initiative, decision making and good judgment, sound sleep, healthy expression and processes of creativity, planning, brainstorming, analysis, and decision-making

Yang of Stomach

Level of energy: Normal

Energy 5.10 Joules ($\times 10^{-2}$)



Element: Earth

Control:

- Functions of stomach
- Metabolism of connective tissue
- Max – 7-9 h; min – 19-21 h

Physical Imbalances: Digestive and stomach problems - abdominal pain, distension, edema, vomiting, sore throat, facial paralysis, upper gum toothache, nose bleeding.

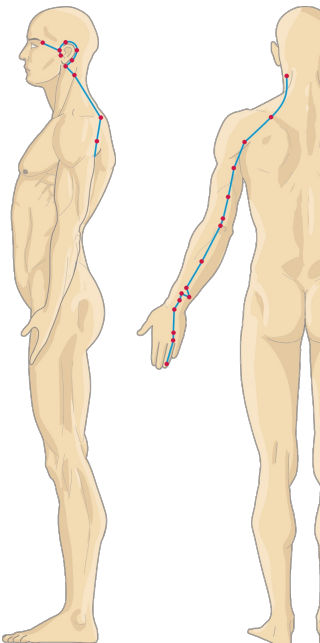
Emotional Imbalances: Anxiety, worry, skepticism, poor confidence, feelings of suspicion or mistrust.

When Balanced: Fairness, openness and caring.

Yang of Triple warmer

Level of energy: Normal

Energy 5.00 Joules ($\times 10^{-2}$)



Element: Fire

Control:

- Retrieve energy
- Catabolism
- Related to hormonal system
- Max – 21-23 h; min – 9-11 h

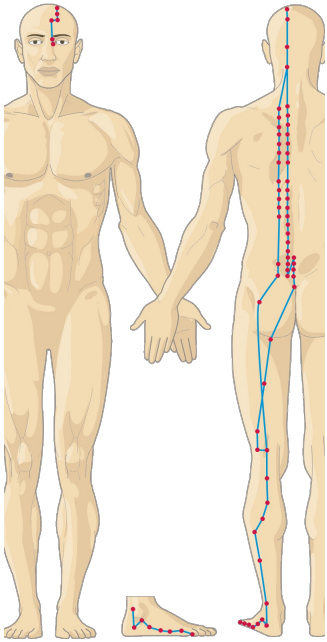
Physical Imbalances: Disorders of the side of the head, ears, eyes and throat as well as diseases involving the regions through which the meridian runs (gallbladder meridian, pericardium meridian, small intestine meridian)

When balanced: Kindhearted, stable mind and emotion of joy

Yang of Bladder

Level of energy: Normal

Energy 4.91 Joules ($\times 10^{-2}$)



Element: Water

Control:

- Kidneys

- Max – 3pm – 5pm

Physical Imbalances: headaches, back problems, or urinary problems including excessive urination and incontinence, pain in the eyes, tearing and colds. See also: 7 Emotions

Emotional Imbalances: Lack of energy, being inflexible and fearful - Resisting change and basic negative attitude are also expressions of Bladder Meridian imbalance.

When Balanced: Hopeful, looking forward, calm and peaceful

Functional condition of organs and systems

System	Organ	Energy, Joules ($\times 10^{-2}$)	Balance, %
Head energy		4.61	75.43
	Eyes energy	4.18	78.81
	Ears, nose, maxillary sinus energy	4.07	86.63
	Jaw, Teeth energy	4.66	80.19
	Cerebral zone (cortex) energy	5.52	60.62
Cardiovascular system energy		5.14	93.18
	Cardiovascular system energy	4.90	90.92
	Heart energy	4.28	83.39
	Cerebral zone (vessels) energy	5.32	98.94
	Coronary vessels energy	6.06	96.86
Respiratory system energy		6.02	98.24
	Throat, larynx, trachea energy	6.85	90.49
	Mammary glands (for women), Respiratory system energy	6.02	98.97
	Thorax zone energy	5.18	94.77
Endocrine system energy		5.00	91.65
	Hypothalamus energy	4.43	81.29
	Epiphysis energy	6.20	99.18
	Pituitary gland energy	5.36	96.22
	Thyroid gland energy	5.50	84.23
	Pancreas, Spleen energy	4.61	74.10
	Adrenals energy	5.11	60.71
	Spleen, Pancreas energy	3.78	98.36
Musculoskeletal system energy		4.87	87.00
	Spine - cervical zone energy	4.43	79.18
	Spine - thorax zone energy	3.63	68.12
	Spine - lumbar zone energy	4.06	77.74
	Sacrum energy	5.93	96.36
	Coccyx, Pelvis minor zone energy	6.32	99.54
Digestive system energy		5.20	88.18
	Colon - descending energy	3.51	
	Colon - sigmoid energy	4.57	
	Rectum energy	6.60	
	Blind gut energy	4.70	
	Colon - ascending energy	3.51	
	Colon - transverse energy	5.72	93.62
	Duodenum energy	4.74	
	Ileum energy	4.80	
	Jejunum energy	3.70	



	Liver energy	8.18	83.38
	Pancreas, Spleen energy	4.61	74.10
	Gallbladder energy	6.02	
	Appendix energy	4.21	
	Abdominal zone energy	5.10	
Urino-genital system energy		5.70	94.49
	Urino-genital system energy	4.91	66.47
	Kidneys energy	6.01	92.21
	Prostate (for men) energy	6.20	96.20
Nervous system energy		3.50	63.55
	Nervous system energy	3.50	63.55
Immune system energy		4.45	93.46
	Immune system energy	4.45	93.46




Very low




Low



Normal



Increased



High



Conclusions and Recommendations From Energy Field Analysis

Emotional pressure (3):

- Anxiety level increased, activation of reaction to the external influences.

Energy (57):

- Optimal level of energy

L/R Symmetry is equilibrium between left and right parts of the brain. Measure of harmony. (96%):

- Optimal balance of the left/right parts of the brain. You can cope with stress and problems by yourself.

Health status left (0.41):

- Optimal level of homeostasis. Balanced power inputs and energy consumption.

Health status right (0.21):

- Optimal level of homeostasis. Balanced power inputs and energy consumption.

Energy reserve (100.00):

- Activation of the system

Balance:

- Autonomic disbalance

Organs of attention:

- Liver
- Throat, Larynx, Trachea, Thyroid gland